

QG series

QG65 analog H-series

QG65-KD-090H-AV-CM

Inclination sensor

2 axis horizontal mounting

Factory programmable device


Output: 0,5 - 4,5 V

Measuring range programmable

between $\pm 1^\circ$ and $\pm 90^\circ$

Measuring range

Factory defaults: $\pm 90^\circ$



General specifications 11443, v20210921

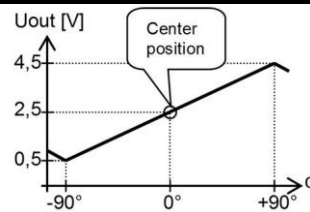
Housing	Reinforced plastic injection molded (Faradex DS, black, EMI shielded by stainless steel fiber in PC)
Dimensions (indicative)	60x50x27 mm
Mounting	Included: 4x M5x25 mm zinc plated steel pozidrive pan head screws, self-tapping (PZ DIN7500CZ) (optional: Factory mounted 2x Ø4mm positioning pins replacing 2x M5x25 mm)
Ingress Protection (IEC 60529)	IP67, IP69K (with IP69K mating connector)
Relative humidity	0 - 95% (non condensing, housing fully potted)
Weight	approx. 110 gram
Supply voltage	8 - 30 V dc
Polarity protection	Yes
Current consumption	≤ 25 mA
Operating temperature	-40 .. +85 °C
Storage temperature	-40 .. +85 °C
Measuring range	Factory defaults: $\pm 90^\circ$
Centering function	Yes (2,5 V = 0°), range: $\pm 5^\circ$
Frequency response (-3dB)	0 - 10 Hz
Accuracy (overall @20°C)	0,09° typ. (-60°...+60°)
Offset error	$\pm 0,03^\circ$ typ. ($\pm 0,08^\circ$ 2 σ) after centering
Non linearity	$\pm 0,07^\circ$ typ., $\pm 0,1^\circ$ 2 σ $\pm 0,15^\circ$ max. (-60°...+60°)
Sensitivity error	not applicable. Repeatability 0,05°
Resolution	0,01°
Temperature coefficient	$\pm 0,005^\circ/\text{K}$ typ.
Max mechanical shock	20.000g
Output	0,5 - 4,5 V
Output load	Rload $\geq 20\text{k}\Omega$, Cload ≤ 20 nF
Short circuit protection	Yes (max 10 s)
Output refresh rate	20 ms
Programming options	Factory programmable (measuring range, filtering)

QG65-KD-090H-AV-CM

$$U_{out} = 2,5 + 2 \cdot (\alpha/90) [V]$$

No clipping outside measuring range

Transfer characteristic




Default 0°: horizontal (label upwards), no acceleration applied.

Cross tilt sensitivity error:
 $< (0,12 \cdot \text{cross tilt angle})^2 \% \text{ typ.}$

- one axis <10° tilt for max. accuracy
- only one axis may exceed 45° tilt

Measurement orientation



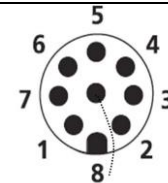
Connectivity (cable length ±10%)

Connection

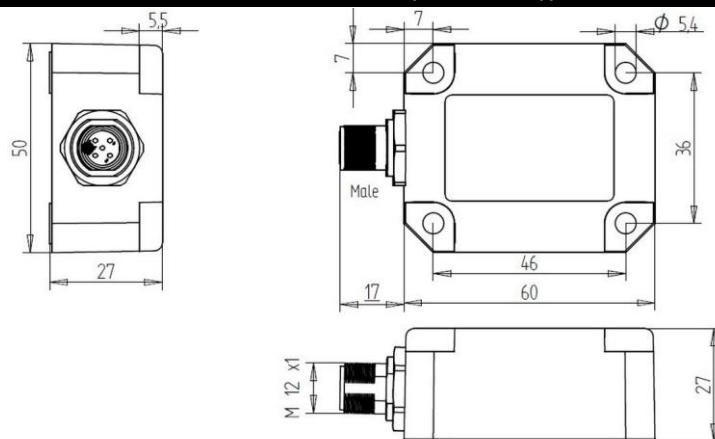
M12 male 8p A-coding connector (Brass Nickel coated, contacts copper alloy)

Wire / pin coding

- Pin 1: Output Y
- Pin 2: Supply voltage
- Pin 3: for factory use only
- Pin 4: for factory use only
- Pin 5: Gnd
- Pin 6: Centering input
- Pin 7: Output X
- Pin 8: Not connected



Mechanical dimensions (indicative only)



Center function

Centering can be done to eliminate mechanical offsets. To execute centering connect center input to ground (>0,5sec) within 1 min. after power up. After centering you have 1 min. left for another centering. Normally the center input should be left unconnected.

As this device is accelerometer-based the sensor is inherent sensitive for accelerations/vibrations. Application specific testing must be carried out to check whether this sensor will fulfil your requirements.